



I'm not robot  reCAPTCHA


Continue

Your Account




ID: 93683338


Properties



Online Store
ID: 93683338-1



Mobile App
ID: 93683338-2



POS Terminal
ID: 93683338-3

Views

All Website Data

Working View

User ID

All App Data

Working View

User ID

All Transactions

Transactions greater than \$5,000

Google Search Console Tutorial 2019




chrome

REQUIREMENTS - MULTI-DIVICE - PLATFORM -

Tutorial: Google Analytics

Contents

- Requirements
- Installing the tracking code
- Tracking page views
- Monitoring analytics requests
- Tracking events
- Sample code

Requirements

This tutorial expects that you have some familiarity writing extensions for Google Chrome. If you need information on how to write an extension, please read the [Getting Started tutorial](#).

You will also need a [Google Analytics account](#) set up to track your extension. Note that when setting up the account, you can use any value in the Website's URL field, as your extension will not have an URL of its own.

Installing the tracking code

Add Google Analytics to WordPress



Can i use google analytics for free. Best google analytics tutorial. How to learn google analytics for free. Google analytics tutorial pdf 2019.

It is better to choose the sum in the behavior of imports; Otherwise, the data will be overwritten. By crossing all relationships, you will be able to make better decisions and improve your website. Acceptance in Buildwith, there are over 28 million websites that actively use Google Analytics. Just go to the acquisition "Adwords to see the relationships. Cross the options and click on the "Establish button" Save and Continue. We will also customize your additions if necessary. You have full control over all the data archived in your Google Bigquery and Google Analytics project. However, if you need more in-depth analysis, you will have to consider updating Google Analytics with levels based on level. Google Analytics is difficult to learn? Start? With Google Analytics it is not so difficult. It is possible to save time and avoid painful errors using the Owox BI pipeline to automatically load the data. The user would not be considered as new, provided the user access to your site from the same device with previous cookies available. I would like to briefly explain another couple of things on how the service works. Specify the name of the data set and the view in which you want to view the data. A Another user who has not been assigned a cookie will be marked as a new user. However, note that I highlighted that the user accesses the site with the same device. However, in order to get the best from Google Analytics, you will need a lot of practice. You can do it manually by loading data as CSV files (see more in this help article). Understanding Google Analytics is the first step towards a complete understanding of your website and visitors. Just move on to the conversions "Relations of E-Commerce in the navigation menu to see the information you need. This action would make a "new user" for each site that you The session is a period of time during which a specific user does something on your site. The information you receive may have an impact on different fields: Google Analytics control become part of your daily routine once you have understood how precious this tool for the growth of your website is. How to set a free account before you can start using this free service, you will need an account. Instead of managing files and code directly, you can manage everything through a proven and simplified user interface. Here are the most popular Google Analytics Plugs for WordPress that you can quickly install and use the service on your site: in this tutorial, you show yourself how to set the first from the list. Monsterinsights go to the Plug-in -> Add new search for "Monsterinsights", a plug-in that has more than 3 million active users. Install and activate the plug-in. Click the "Lunch The Wizard" button. Discover a category for your website. Click the "Connect to Monsterinsights" button. This charge is the code from the selected file. Copy the tracking code from Google Analytics. The code immediately before the closing file. Now it's time to learn more about the content, the speed of your site, events and more: behavior flow - access a detailed graphic designer who show you how users surf through your website. Content of the site - Find out the pages more and less visited on your site. Site of the site - Understand how well your pages behave in specific browsers. Loco search - Find out how people use search on your site. Specific events you created. Publisher - AdSense Link or Exchange ads with Google Analytics to obtain more information on impressions, clicks and revenue. How to find out the most visited page Your Order of Site To understand what your visitors want, you have to have Determine the most visited page on your site. It matters advertising costs if you use Bing Ads, Facebook or other paid marketing services to promote your activity, we recommend importing costs from these services in Google Analytics. Cie allows you to monitor performance data in all marketing services in Google Analytics as well as analyzing advertising costs, revenue and ROI for your campaigns as a whole and for individual campaigns, ads and keywords. To import costs data, go to the administrator is "property property" "import of data, create a new set of data and select costs data. Duration of the session is an average length of a session. Baundo Tasso is the number of people who left your site after loading only one page. If you move the list, you will be able to access more information on: active users "users who have had at least one session in the specified period of time. For User Cohort Analysis - break down in groups before analyzing - "ETHE and gender of users. Interests is "positions and language recognized on the device. How many users are new, how many users are back, they control their frequencies and more. Technology is develop "which operating systems, browsers and networks use users. Desktop devices, furniture and tablet. It was returned from a different device. Here is where the report in real time help you and show yourself the details on users active on your site. The Report in real time will show you: geographical localities is detailed graphic graphics and an active map. Active sources "where the current the users came from. They are opened, with their titles and the URL.EVENTS "what events have been activated "by those users.Conversions - what objectives have been achieved. Users and sessions your site from the moment you installed Google Analytics. What is the next? Once the first page is opened, the session starts and Google Analytics starts to monitor the user's behavior. In this way, you can understand the user's journey through your site. What was the first open page the user? If the same user returns to your site in a couple of hours, days or weeks, this would be considered a new session. Once including users and sessions, it is important to know the difference between Pageviews, events and transactions. Pageviews "develop the number of times that anyone who has opened a specific page on your site. Don't forget to save the changes. This is normal, and in some cases, it takes a whole day for the service to start working as it should. They would have the Google Analytics monitoring code on your WordPress website using the plugin that you probably already know, WordPress is provided with the plugins that allow you to do practically anything. Many beginners mix users and sessions and think they are the same, but the truth is exactly the opposite. Users used are unique individuals who access your site from a device. You will need to activate Google's signals for this function to work. Benchmarks - Monitor a specific relationship on the same relationship in a different period of time to understand changes. Flow of flow is a detailed graphic designer that shows how users browse through your site. How to detect the position of the visitors of your website in the last 30 days in which the type of site is running, you will want Where your visitors come. Create remarketing segments in Google Analytics and direct them to the AdWords public. Now you have officially completed the IL And you will be able to start tracking down your visitors in less than 24 hours. The plugin create a new menu item on your WordPress site, so you can always access the details of the Analytics (report) and to the settings from the intuitive menu item located on the left side menu. During the concept of the concept of Google Analytics Toolvenna before the information is presented. Google Analytics works on the data to make it more understandable for the casual user. If you don't have one, you can open one now to prepare for Analytics.Sign Uponce your free Google account is ready, you can go on and open Google Analytics.Click on the "Establish "start for the Free button. Log in your google.click account on the "Establish "Start Misurning button "Establish. Button.Ades a name of the property (name of your site). Undership Advanced Settings, activate the toggle to create a universal Analytics property and add the URL of your site. Set the company information and click on the "Next" button "Next" develop the terms of agreement and customize the e-mail communication options to your preferences. Set a data flow to start collecting data. You will get the data sets already ready in a structure that is clear and easy to work with. "Get all the data needed for marketing analysis. Send the settings. For example, it is possible to set a notice if the daily rebound rate exceeds 20% in order to solve the problem in a timely manner. To do it, go to Adrana "last 30 days". On how users found your site and sailed to it. It is not surprising that there are some large extensions that allow you to connect to Google Analytics in a simpler way. For example, by measuring the click-through click-through rate And rebound rate for a group of ads, you will be able to understand what they expect your users to expect to see and because they navigate away. Improve the conversion rates of the Retargeting ads to the right audience while considering who your users are And there is looking for. This open a new tab. Choyose your Google account and login.Click on the allow button to allow the plugin to access the necessary data. The site from the list and click the "Establish "Connection - Connection button. 10. Group Your Google Analytics channels allows you to see your data organized by the default group of the channel, which is provided for a series of sources of traffic more common: Searchorganic Reaged Seemaliosocial Networksirectyou can change the way the data are displayed in yours Report by grouping the sources of traffic at your discretion. For example, if your advertising campaigns are divided by region or category, you can set up a grouping of custom channels to aggregate data and compare the performance of the campaigns by region or category. To configure a group of personalized channels, go to the administrator is "View "View "Settings of the channel "and Click-channel Grouping "to save time, click on shares, copy the grouping of the predefined channels e Define the rules for your new channels. Fortunately, the service has constantly improved, and Google continues to simplify things so that both beginners and professionals can get the most out of it. In the following section, passing through each card available in Google Analytics and I will show you how to use it.Home Tabtthe Dashboard main, known as Home card, contains all the most important information on your site, spread in different widget.here, you will access information summarized by other groups that you will show you more by measuring marketing performance indicators such as rebound frequency, session pages and session duration, you can see the performance of your campaigns in Google Analytics relationships and improve improvement on the allocation of the budget and the content of your ads. Please note that if you use a different content management system (CMS), the installation part could be different, but Google Analytics suggestions remain the same. This helps you to make better marketing and business decisions. We hope that we have given you an understanding of the brilliant future of the analysis in which the data of all sources - advertising services, CRM and online events and offline - work together to help your company grow. Let us know in the comments below which steps in the Google Analytics configuration are more problematic for you and because let us know in the comments below which steps in the Google Analytics configuration are more problematic for you and because. You can ask questions like: How many users I had last week? What campaigns do most sessions have? And much more. Customization Google Analytics on a regular basis, you will realize you not need all the metrics than they are displayed by default. You can use the service as you want and connect up to one hundred sites to a single account. Google Analytics allows automaton Tically the Automatic for your AdWords campaigns. If a single user visit a hundred times page, each time it counts as a new page pageview.pages / session "the average number of pages displayed for a session.avg. What was the page on your yours Does this browse them? These data will then be analyzed and presented. Since we are learning to monitor a blog / website, click the "Web" button. Add the URL and the name of your website. After this step, you will receive a measurement ID that must be connected to your site. This tool allows anyone to trace their websites. The tool connects directly to your website in order to collect a great amount of data. These are just some of the answers collected by a session. After the user left your site, the session ends. In our example, we want to know the advertising source / medium and the cost of acquisition of customers. It consists in the following: objectives - show goals that you have reached (and previously set). Commerce - must be set separately. In this tutorial, I will try to show you the basics and will introduce you to the world of Google Analytics from the WordPress point of view. I will pass through the reports and try to briefly explain the most important things you need to know about Google Analysis for a WordPress Web Site - from setting up a free account and from the installation of everything, to show you how to find simple relationships that will help you understand Your website and users. Fortunately, Google offers free online courses through their analytics academy that will help you master the most popular measuring instruments. What is Google Analytics 4? Google Analytics 4 is an update to the popular Google service. This will allow you to improve the content and adapt it to your visitors' needs. Column to order pages:conversions When you open the conversion report, you will understand what people do on your site. Conversions are actions you want people to perform on your website. This will allow you to: see which share of traffic and sales Through Adwords.get more conversions at a lower cost. Then specify the size and metrics you want to load. So, for example, you can quickly change the dates for your statistics and show the data for the last 30 days instead only the last 7 days. If you want to know more about some specific information, there is a link for full signal in the lower right corner of each widget. Intelligence of widget.analytics "Search FunctionSted to navigate through a menu to find simple answers, Google has introduced the intelligence of the analytics is a tool of artificial intelligence that can understand your questions. Just find the search bar at the top of your Google Analytics page. Setting the notices of personalized notices in Google Analytics keep you informed about the deviations in user behavior and website performance indicators. Google Analytics has been successfully connected to your site and it's time to start tracking down your first visitors! Usually, everything starts working in a couple of minutes, but don't worry if you still don't have the first statistics in the first 24 hours. From now on, you can make guided decisions from data based on your users' orders and commercial activities. This new system has the possibility to keep track of a single user through the entire journey, so you can better understand how every user behaves and each user behaves. Did I set Google Analytics on my mobile app? The configuration of Google Analytics on the mobile apps can be performed in three steps: Step 1: Enable AGGN install the monitoring in your

